


STRIPS CONTIGUOUS
TYPE AL - Fe E 150 –200 - 300



Strips formed by hard aluminum foil, 0,5mm-0,6mm thickness.

They are offered in the following width:

Type AL E150 ḡ Fe E150 (150mm x 20mm height)

Type AL E200 ḡ Fe E200 (200mm x 20mm height)

Type AL E300 ḡ Fe E300 (300mm x 20mm height)

The sheet of the strip is configured as ribs and when it is clasped with the supporting beam it is osculated with the next strip.

The referring type of aluminum strip can be offered with perforation and with a black acoustic inlay for more sound-proof (in the back side).

It can also be placed glass wool, rock wool and any other heat insulating material.

This type of false ceiling is offered in a variety of colors, as well as in aluminum mat mirror and aluminum gold mirror color.

It's susceptible to adaptation of Light Fitting, air grilles or ventilation grilles and it's practical from the option of concealing hydraulic-air conditioned and electrical installations.

It's time resistant, moisture resistant, anticancer, fireproof and handy.

In order to set the strips, an amount of 3cm height away from roof, or more at any desired height, is required.

A P P L I C A T I O N S

◇ **COMMERCIAL CENTERS - MAULS**

◇ **CRUISE BOATS**

◇ **AIRPORTS**

◇ **HOSPITALS**

◇ **SHOPS**

SUSPENSION MATERIALS & ACCESORIES OF STRIP CEILING

AL E150 – 200 – 300

A) SUPPORTING BEAM OF STRIP CEILING – TYPE S 7/100 GA

The supporting beam is consisted of galvanized iron foil of 0,5mm width, in a shape of an inverter rate “U” 4cm height or 2cm height in specific circumstances, when there is a roof height problem.

There is a perforation, along its surface, for hanging it from the ceiling, via the suspension (Wire Hanger), and the special tabs for holding the strips from it. The supporting beams are placed vertically above the strips with a distance of 1,20m between them.

B) WALL ANGLE - TYPE GL 3030/--

The wall angle is consisted of steel 0,5mm thick, with an intersection of 30mm x 30mm and it is used for keeping the strips in the wall and for the stylish finish of the roof.

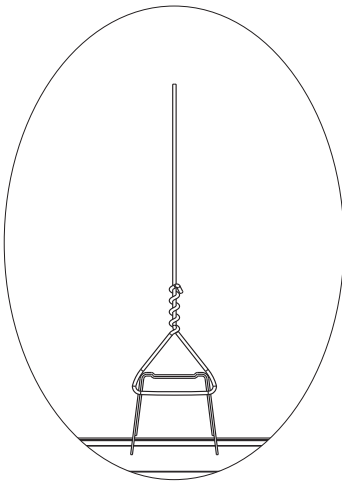
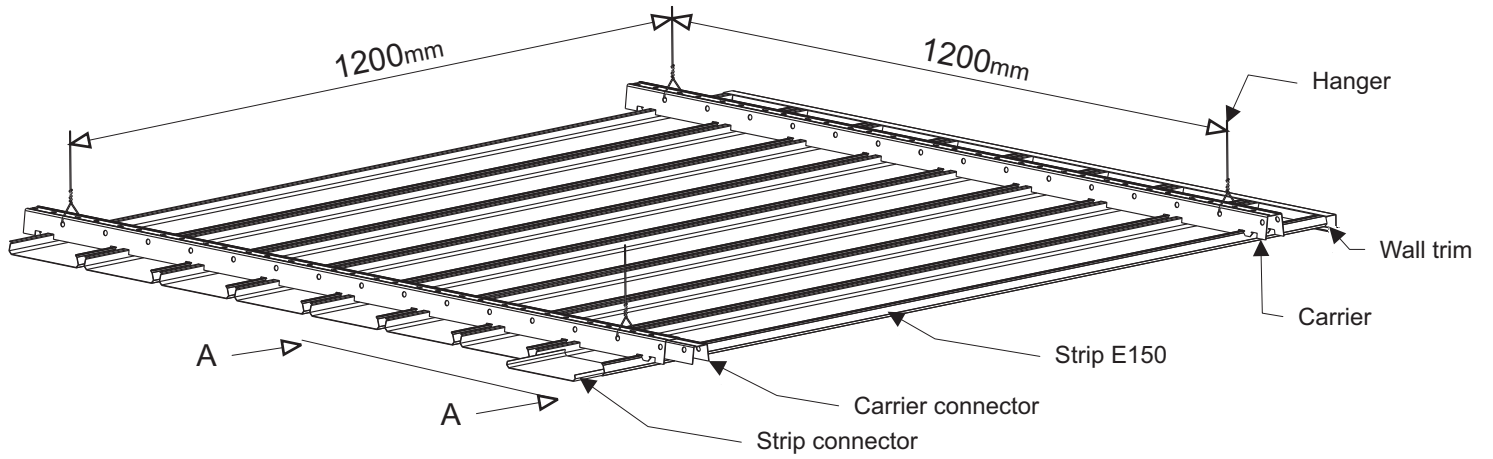
C) SUSPENSION MATERIALS OF STRIP CEILING – TYPE A-H

The suspension of false ceiling is being done by wire hangers, which are formed by steel of 3mm thick or 4mm thick, in any desired length and by adjustable hangers, which are formed by a thin steel foil for the adjustment of the ceiling.

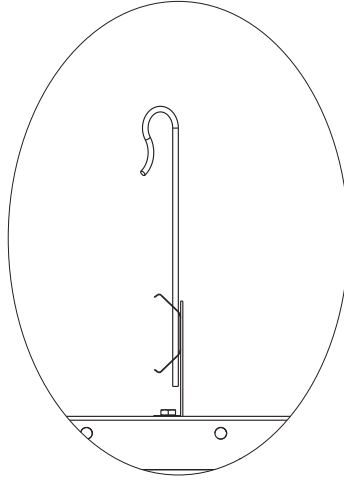
D) CONNECTOR FOR SUPPORTING BEAM – TYPE CS 150-200-300

Between strips, connectors can be used, which are consisted of aluminum foil, like the strip, properly configured for the connection of strips if it is necessary the extension of their lengths.

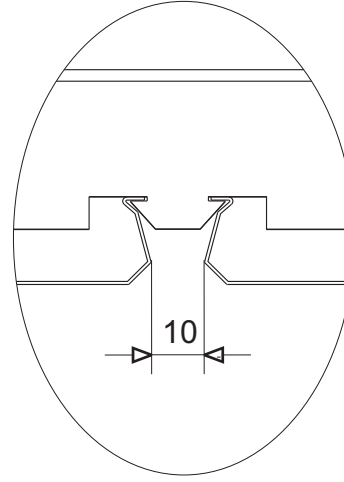
STRIP E150 (gap 10mm)



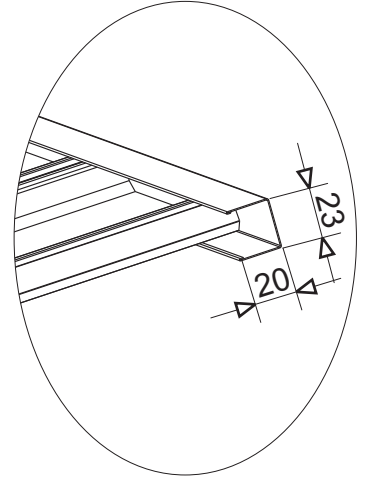
HANGER DETAIL
OPTION 1: PLAIN WIRE



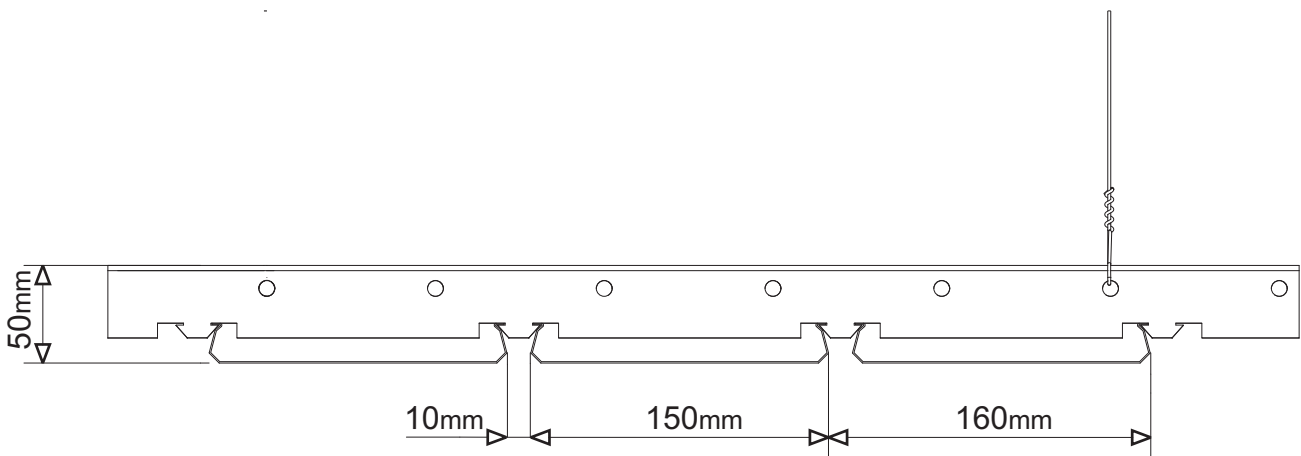
HANGER DETAIL
OPTION 2: SPRING CLIP



ASSEMBLY DETAIL



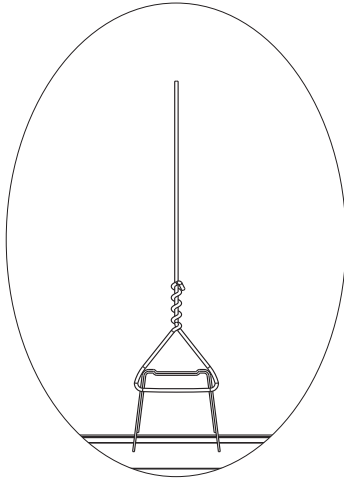
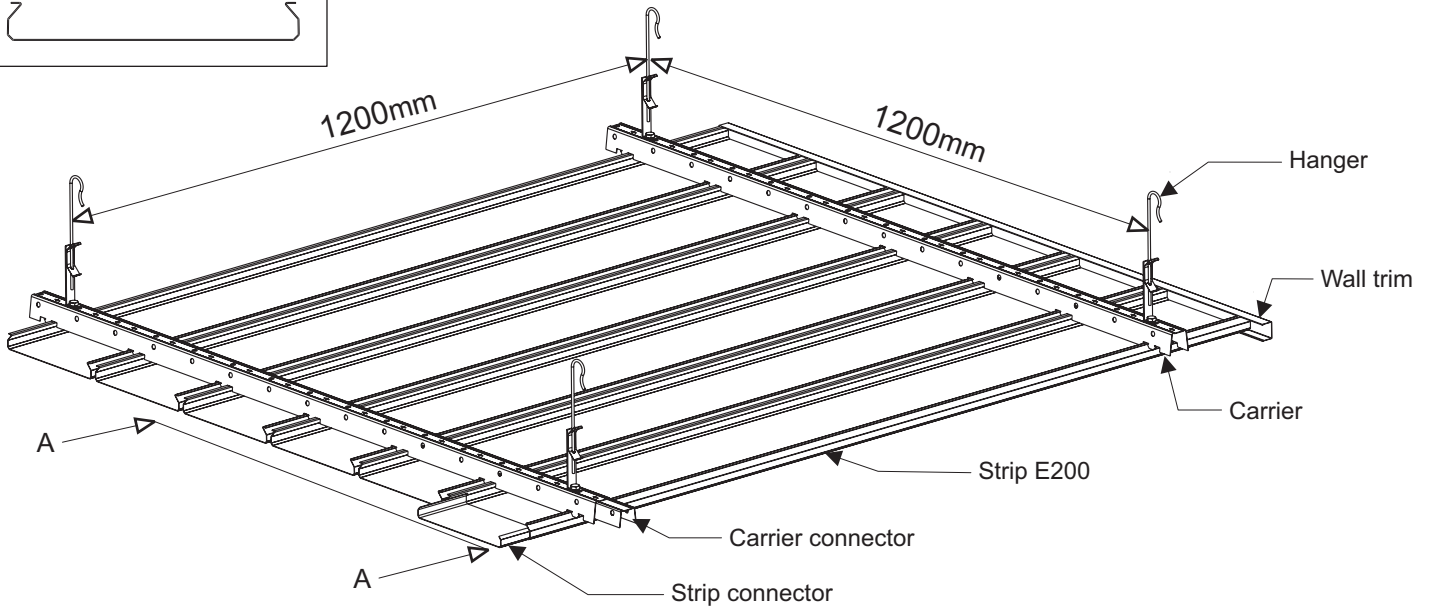

WALL TRIM DETAIL



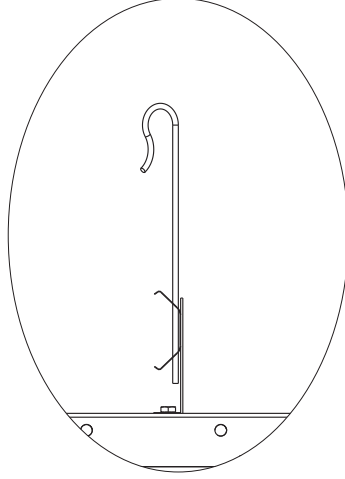
DETAIL A-A



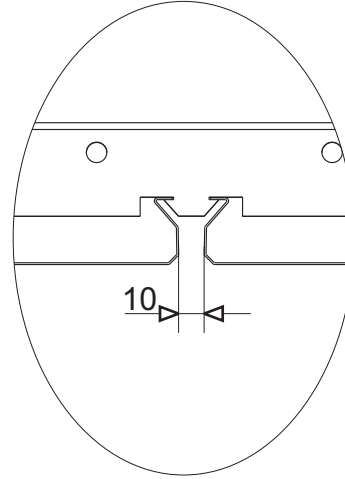
STRIP E200 gap (10mm)



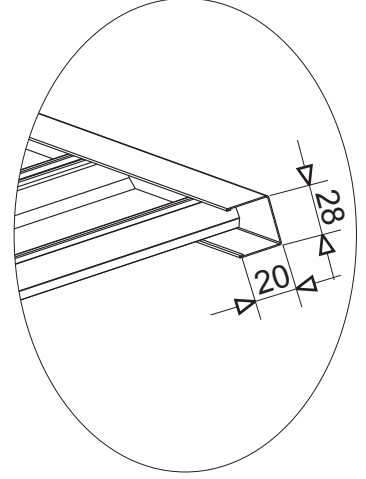
HANGER DETAIL
OPTION 1: PLAIN WIRE



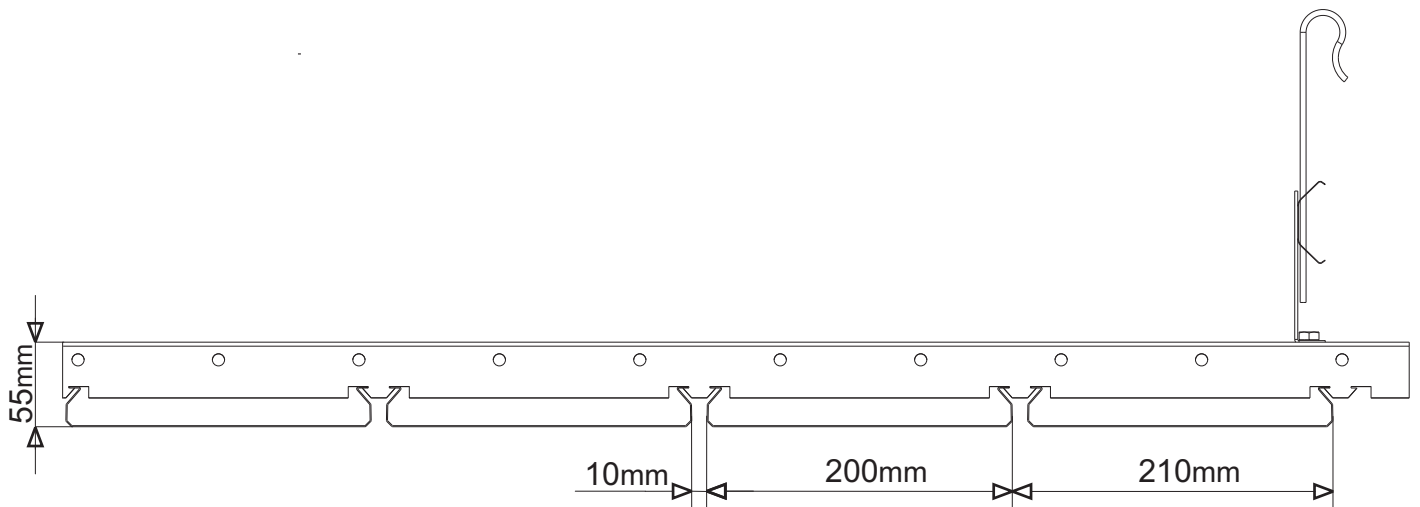
HANGER DETAIL
OPTION 2: SPRING CLIP



ASSEMBLY DETAIL



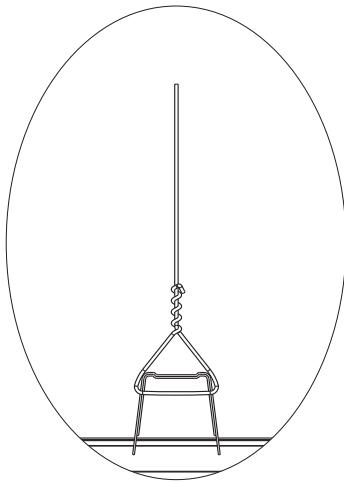
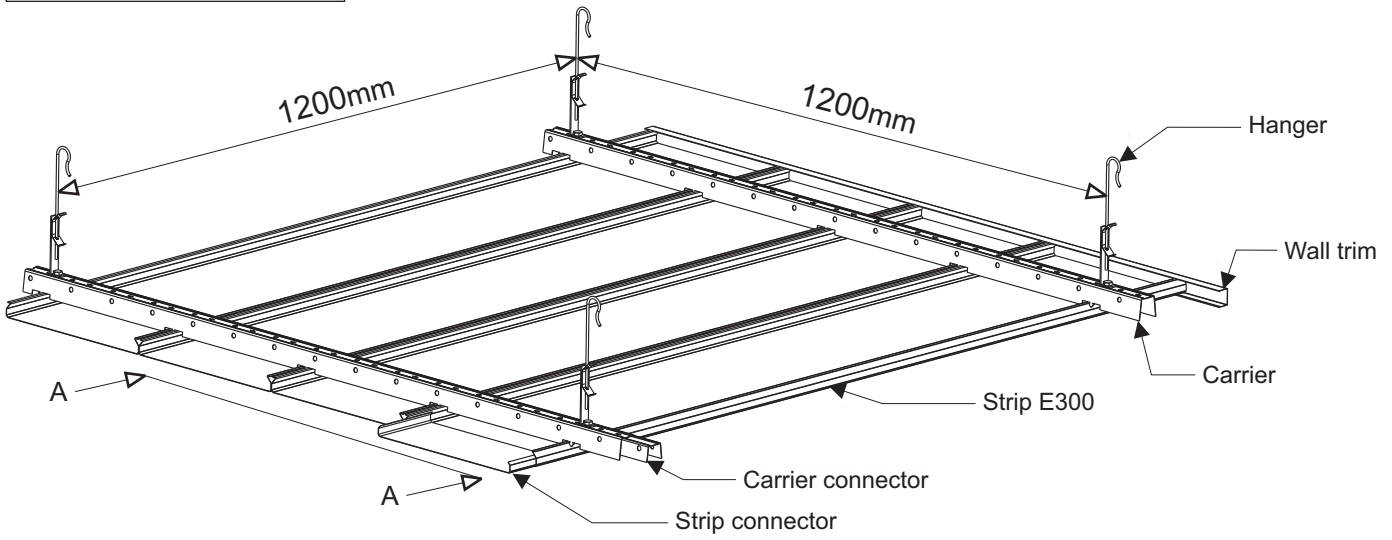

WALL TRIM DETAIL



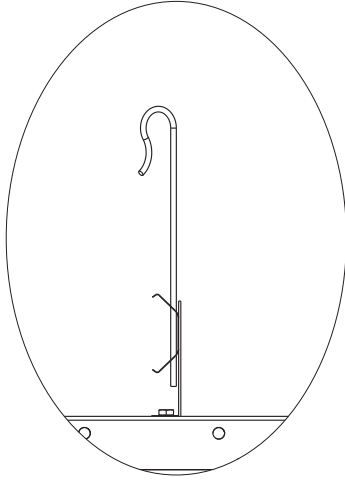
DETAIL A-A



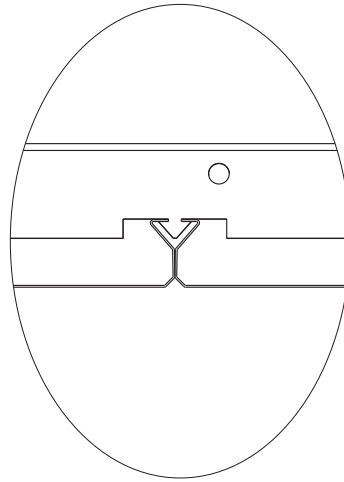
STRIP E300



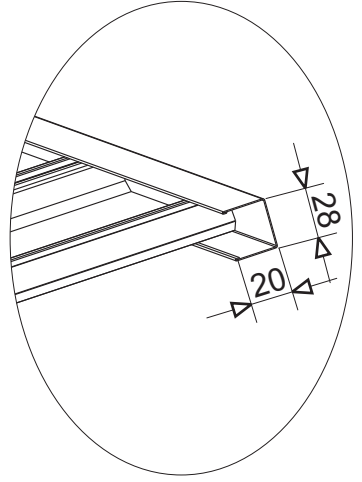
HANGER DETAIL
OPTION 1: PLAIN WIRE



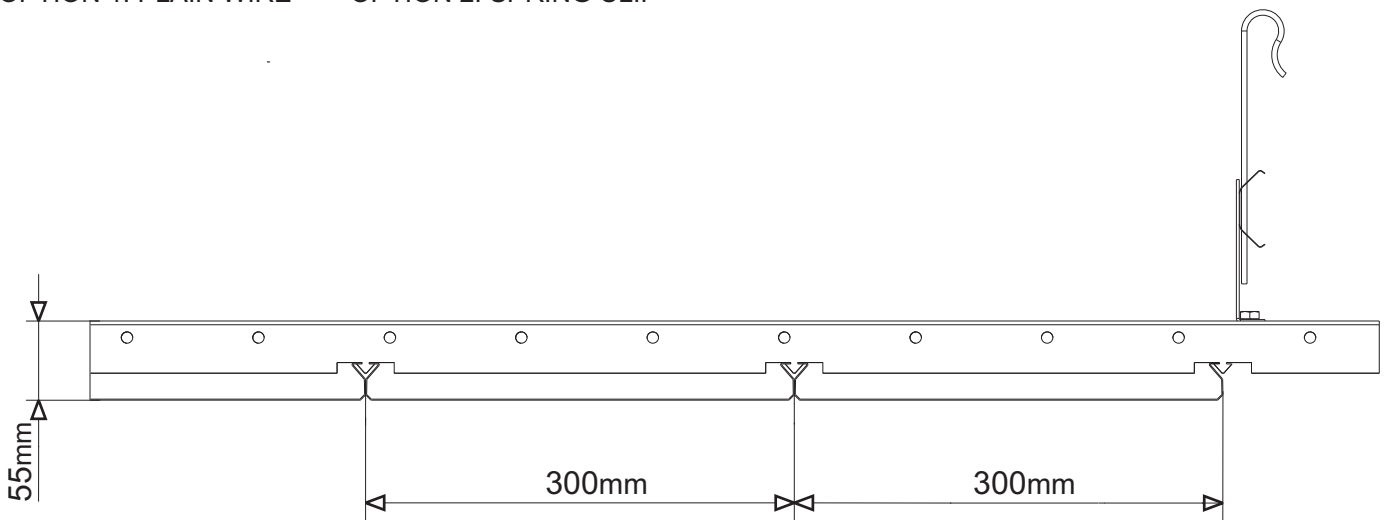
HANGER DETAIL
OPTION 2: SPRING CLIP



ASSEMBLY DETAIL



WALL TRIM DETAIL



DETAIL A-A

